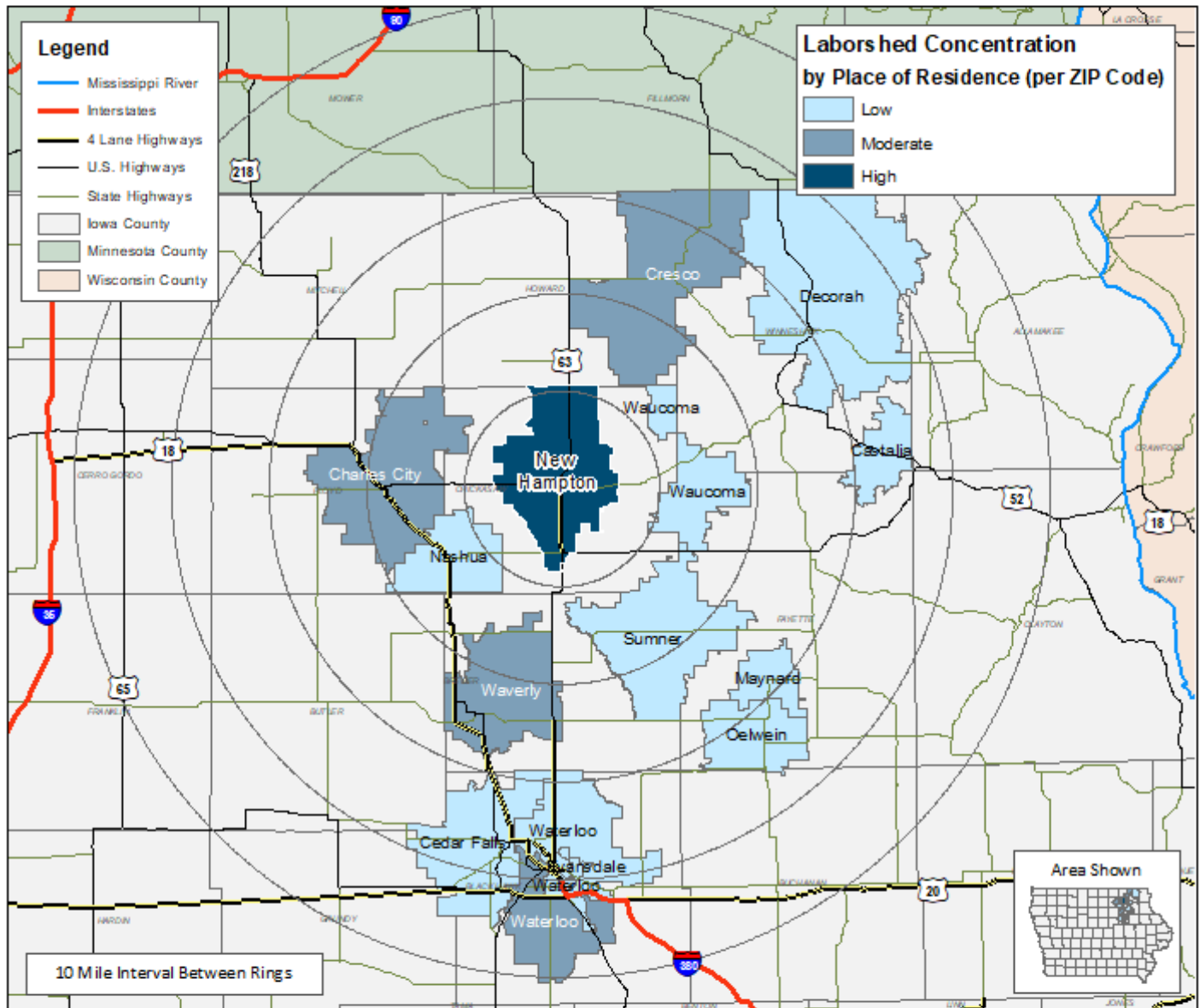


LABOR CHARACTERISTICS

ADVANCED MANUFACTURING

NEW HAMPTON, IA LABORSHED AREA

CONCENTRATION OF RESPONDENTS WITHIN THE LABORSHED AREA
WITH TRANSFERABLE EXPERIENCE/SKILLS BY PLACE OF RESIDENCE



Workers who have transferable experience/skills in the industry are currently commuting an average of 16 miles one way for work. Those who are likely to change/accept employment are willing to commute an average of 26 miles one way for the right employment opportunity.

FOR MORE INFORMATION REGARDING THE NEW HAMPTON, IA LABORSHED, CONTACT:

LABOR CHARACTERISTICS

ADVANCED MANUFACTURING

ESTIMATED AVAILABLE LABOR PER OCCUPATIONAL CATEGORY:

- Chemical Plant and System Operators - 740
- Electrical and Electronic Engineering Technicians - 370
- Electricians - 1,480
- Engineers, All Other - 1,850
- First-Line Supervisors of Mechanics, Installers, and Repairers - 1,110
- First-Line Supervisors of Production and Operating Workers - 1,479
- Heavy and Tractor-Trailer Truck Drivers - 2,959
- Industrial Engineers - 369
- Industrial Production Managers - 738
- Inspectors, Testers, Sorters, Samplers, and Weighers - 1,478
- Installation, Maintenance, and Repair Workers, All Other - 3,699
- Laborers and Freight, Stock, and Material Movers, Hand - 2,220
- Light Truck or Delivery Services Drivers - 737
- Mechanical Engineering Technicians - 371
- Mechanical Engineers - 372
- Metal-Refining Furnace Operators and Tenders - 373
- Molders, Shapers, and Casters, Except Metal and Plastic - 366
- Molding, Coremaking, and Casting Machine Setters, Operators, and Tenders, Metal and Plastic - 375
- Multiple Machine Tool Setters, Operators, and Tenders, Metal and Plastic - 364
- Packaging and Filling Machine Operators and Tenders - 342
- Packers and Packagers, Hand - 367
- Production Workers, All Other - 2,590
- Team Assemblers - 1,120
- Tool and Die Makers - 746
- Water and Wastewater Treatment Plant and System Operators - 1,122
- Welders, Cutters, Solderers, and Brazers - 748

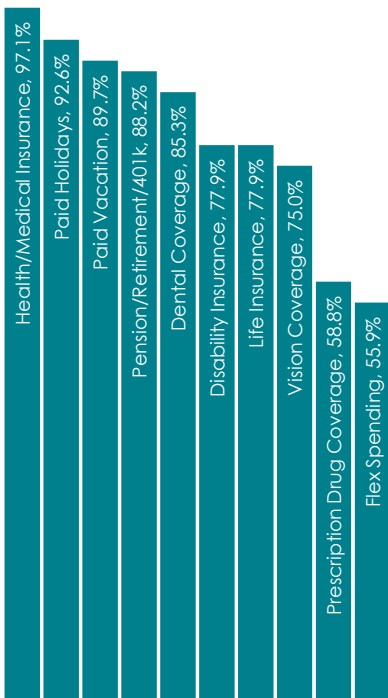
AN ESTIMATED TOTAL OF **28,485** PEOPLE IN THE LABORSHED AREA

UNDEREMPLOYMENT (ESTIMATED):

- Low hours - 0.0%
- Low income - 1.3% (24)
- Mismatch of skills - 9.1% (167)
- Total - 10.4% (191)

(Individuals counted only once when estimating Total Underemployment.)

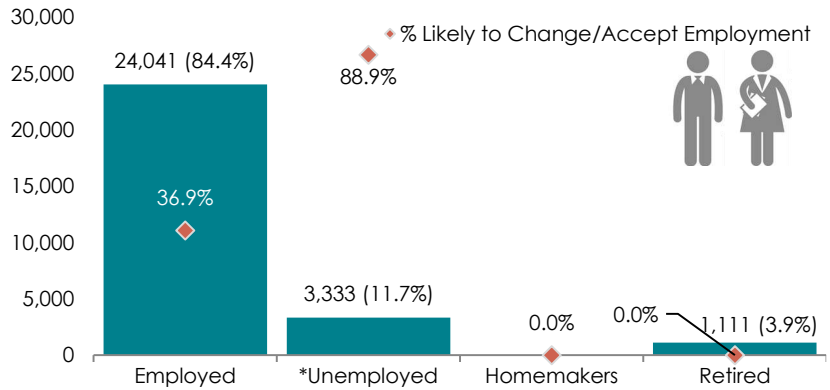
CURRENT BENEFITS:



DESIRED BENEFITS:



ESTIMATED TOTAL BY EMPLOYMENT STATUS (PERCENTAGE):




**Employment status is self-identified by the survey respondent. The unemployment percentage does not reflect the unemployment rate published by the U.S. Bureau of Labor Statistics, which applies a stricter definition.*

EMPLOYMENT STATS:

- 76.6% paid an hourly wage
- 97.4% are/were employed full-time
- 2.6% are/were employed part-time
- 10.4% are/were self-employed
- 15.4% hold two or more jobs
- Currently working an average of 45 hours/week

EDUCATIONAL LEVEL:

(66.2% HAVE AN EDUCATION BEYOND HIGH SCHOOL)



TOP JOB SEARCH RESOURCES:

(For those seeking employment opportunities, by use.)

- Internet - 67.6%
 - www.indeed.com
 - www.linkedin.com
 - www.facebook.com
- Networking through friends, family or acquaintances - 43.2%
- IowaWORKS Centers - 29.7%
- Newspapers - 21.6%
 - *New Hampton Tribune*
 - *Waterloo-Cedar Falls Courier*
 - *Globe Gazette* - Mason City



LABOR CHARACTERISTICS

ADVANCED MANUFACTURING

OCCUPATION	OCCUPATIONAL CODE	MEAN WAGE	ENTRY WAGE	EXPERIENCED WAGE	MEDIAN WAGE	MEAN ANNUAL SALARY
Architectural and Engineering Managers	11-9041	\$54.18	\$34.64	\$63.95	\$51.71	\$112,692
Bus and Truck Mechanics and Diesel Engine Specialists	49-3031	\$22.55	\$16.35	\$25.65	\$22.78	\$46,897
Crane and Tower Operators	53-7021	\$31.47	\$23.96	\$35.22	\$32.42	\$65,456
Crushing, Grinding, and Polishing Machine Setters, Operators, and Tenders	51-9021	\$20.63	\$17.23	\$22.34	\$20.96	\$42,920
Cutting and Slicing Machine Setters, Operators, and Tenders	51-9032	\$18.86	\$17.37	\$19.61	\$18.57	\$39,233
Cutting, Punching, and Press Machine Setters, Operators, and Tenders, Metal and Plastic	51-4031	\$19.99	\$15.97	\$22.01	\$20.50	\$41,589
Electrical and Electronic Engineering Technicians	17-3023	\$32.45	\$24.65	\$36.36	\$34.04	\$67,502
Electrical and Electronics Repairers, Commercial and Industrial Equipment	49-2094	\$28.66	\$22.89	\$31.55	\$29.10	\$59,621
Electrical Engineers	17-2071	\$42.16	\$29.87	\$48.31	\$41.01	\$87,699
Electricians	47-2111	\$28.76	\$19.31	\$33.49	\$27.24	\$59,821
Electronics Engineers, Except Computer	17-2072	\$44.73	\$35.19	\$49.49	\$42.01	\$93,033
Extruding and Drawing Machine Setters, Operators, and Tenders, Metal and Plastic	51-4021	\$16.94	\$14.19	\$18.32	\$17.24	\$35,239
First-Line Supervisors of Mechanics, Installers, and Repairers	49-1011	\$36.21	\$24.59	\$42.02	\$34.96	\$75,322
First-Line Supervisors of Production and Operating Workers	51-1011	\$31.68	\$20.67	\$37.18	\$28.14	\$65,890
Foundry Mold and Coremakers	51-4071	\$22.37	\$16.56	\$25.27	\$22.67	\$46,520
Grinding and Polishing Workers, Hand	51-9022	\$18.13	\$14.27	\$20.06	\$18.09	\$37,707
Grinding, Lapping, Polishing, and Buffing Machine Tool Setters, Operators, and Tenders, Metal and Plastic	51-4033	\$17.31	\$14.26	\$18.83	\$17.25	\$35,995
Heat Treating Equipment Setters, Operators, and Tenders, Metal and Plastic	51-4191	\$18.35	\$14.96	\$20.04	\$18.26	\$38,160
Heavy and Tractor-Trailer Truck Drivers	53-3032	\$21.62	\$16.27	\$24.29	\$20.06	\$44,960
Helpers--Production Workers	51-9198	\$17.00	\$13.89	\$18.55	\$16.96	\$35,350
Industrial Engineering Technicians	17-3026	\$32.01	\$18.41	\$38.80	\$27.01	\$66,571
Industrial Engineers	17-2112	\$43.14	\$29.05	\$50.18	\$38.81	\$89,730
Industrial Machinery Mechanics	49-9041	\$25.27	\$19.37	\$28.22	\$25.25	\$52,560
Industrial Production Managers	11-3051	\$46.37	\$32.31	\$53.40	\$43.93	\$96,445
Industrial Truck and Tractor Operators	53-7051	\$18.98	\$15.14	\$20.90	\$18.53	\$39,481
Inspectors, Testers, Sorters, Samplers, and Weighers	51-9061	\$20.43	\$15.00	\$23.14	\$19.95	\$42,487
Installation, Maintenance, and Repair Workers, All Other	49-9099	\$20.11	\$14.08	\$23.13	\$18.25	\$41,832
Laborers and Freight, Stock, and Material Movers, Hand	53-7062	\$16.92	\$12.98	\$18.89	\$17.18	\$35,191
Lathe and Turning Machine Tool Setters, Operators, and Tenders, Metal and Plastic	51-4034	\$17.68	\$9.92	\$21.56	\$16.29	\$36,774
Light Truck or Delivery Services Drivers	53-3033	\$20.05	\$12.18	\$23.99	\$16.33	\$41,707
Machine Feeders and Offbearers	53-7063	\$17.08	\$13.51	\$18.86	\$17.03	\$35,516
Machinists	51-4041	\$21.97	\$16.76	\$24.57	\$21.77	\$45,692
Maintenance and Repair Workers, General	49-9071	\$21.04	\$13.99	\$24.56	\$21.29	\$43,754
Maintenance Workers, Machinery	49-9043	\$23.35	\$21.67	\$24.18	\$23.14	\$48,558
Materials Engineers	17-2131	\$48.32	\$27.57	\$58.69	\$41.67	\$100,500
Mechanical Drafters	17-3013	\$28.86	\$20.93	\$32.83	\$27.38	\$60,038
Metal Workers and Plastic Workers, All Other	51-4199	\$21.38	\$17.62	\$23.26	\$20.32	\$44,471
Mixing and Blending Machine Setters, Operators, and Tenders	51-9023	\$18.98	\$15.87	\$20.53	\$18.34	\$39,478
Molding, Coremaking, and Casting Machine Setters, Operators, and Tenders, Metal and Plastic	51-4072	\$17.92	\$13.80	\$19.98	\$17.74	\$37,275
Packaging and Filling Machine Operators and Tenders	51-9111	\$16.42	\$11.97	\$18.64	\$15.88	\$34,151
Packers and Packagers, Hand	53-7064	\$16.01	\$13.15	\$17.44	\$16.95	\$33,298
Plating and Coating Machine Setters, Operators, and Tenders, Metal and Plastic	51-4193	\$18.23	\$14.75	\$19.98	\$17.97	\$37,926
Pourers and Casters, Metal	51-4052	\$19.95	\$17.42	\$21.21	\$20.04	\$41,487
Production Workers, All Other	51-9199	\$14.80	\$8.41	\$18.00	\$13.73	\$30,787
Separating, Filtering, Clarifying, Precipitating, and Still Machine Setters, Operators, and Tenders	51-9012	\$21.71	\$17.31	\$23.91	\$21.87	\$45,162
Tool and Die Makers	51-4111	\$22.19	\$17.97	\$24.30	\$22.06	\$46,155
Water and Wastewater Treatment Plant and System Operators	51-8031	\$24.42	\$19.93	\$26.67	\$24.95	\$50,800
Welders, Cutters, Solderers, and Brazers	51-4121	\$19.72	\$15.94	\$21.62	\$20.16	\$41,028

The 2021 Iowa Wage data for the New Hampton, IA Laborshed area was produced by the Labor Force & Occupational Analysis Bureau to provide communities local information on wages by occupation. The source of the wage and employment data is based on the May 2020 OES estimates. Additional occupational wage and employment data can be found at www.iowalmi.gov/laborshed.